

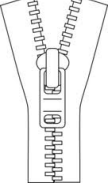


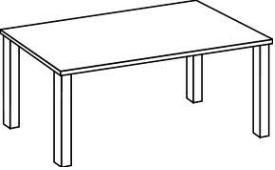



Name _____

Date _____

Syllable Slice

Tap the syllables in each word. Write the number of syllables. Then draw a line after each syllable. Follow the example.






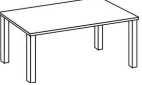

Picture	Syllables	Word
	2	pen/cil/
		pig
		zipper
		can
		muffin
		table
		tree

Name _____

Date _____

Syllable Split

Fill in the chart by splitting each word into syllables. Follow the example.

Word	Syllable 1	Syllable 2	Syllable 3
 apple	ap	ple	
 frog			
 zipper			
 computer			
 muffin			
 table			
 butterfly			